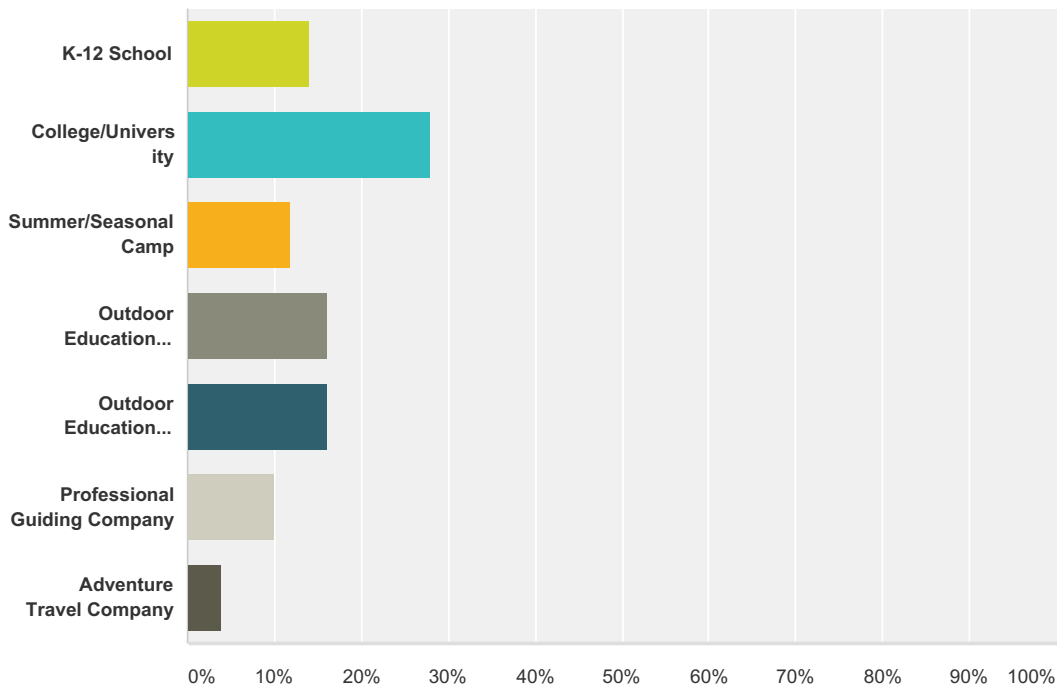


Q1 Describe the type of Outdoor Program you represent

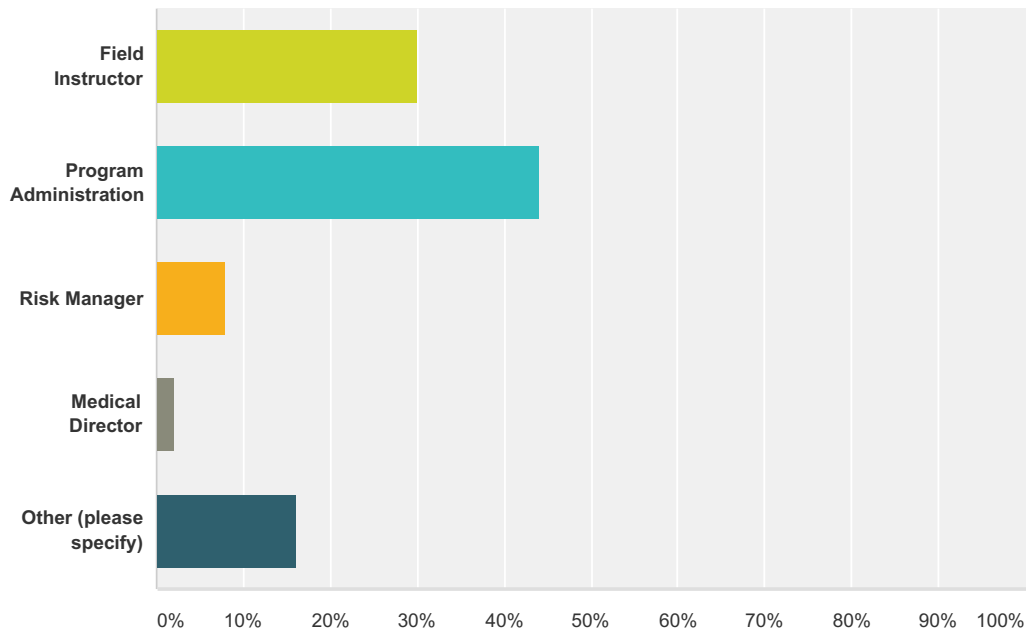
Answered: 50 Skipped: 0



| Answer Choices | Responses |
|-----------------------------------|-----------|
| K-12 School | 14.00% 7 |
| College/University | 28.00% 14 |
| Summer/Seasonal Camp | 12.00% 6 |
| Outdoor Education Center | 16.00% 8 |
| Outdoor Education School/Provider | 16.00% 8 |
| Professional Guiding Company | 10.00% 5 |
| Adventure Travel Company | 4.00% 2 |
| Total | 50 |

Q2 Select the title that best describes your role in your Outdoor Program

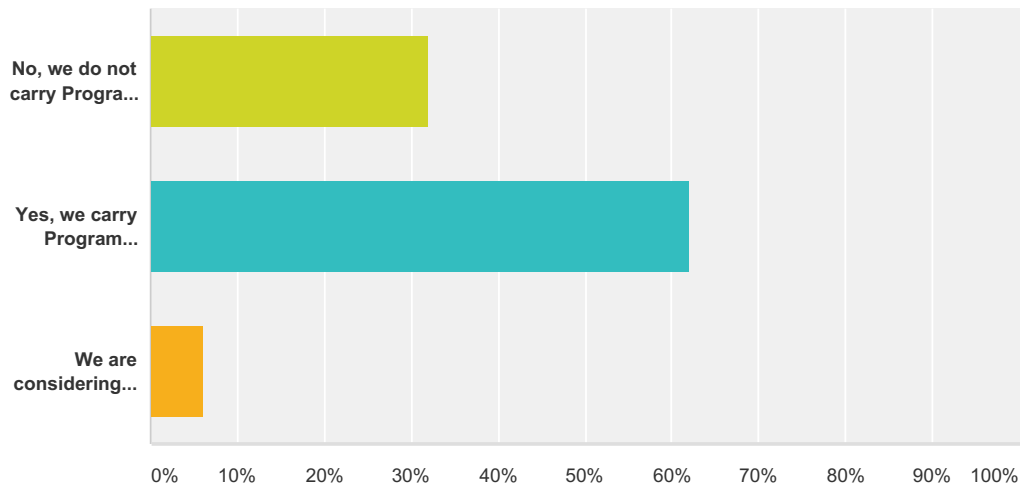
Answered: 50 Skipped: 0



| Answer Choices | Responses |
|------------------------|-----------|
| Field Instructor | 30.00% 15 |
| Program Administration | 44.00% 22 |
| Risk Manager | 8.00% 4 |
| Medical Director | 2.00% 1 |
| Other (please specify) | 16.00% 8 |
| Total | 50 |

Q3 Does your Program currently carry Epinephrine?

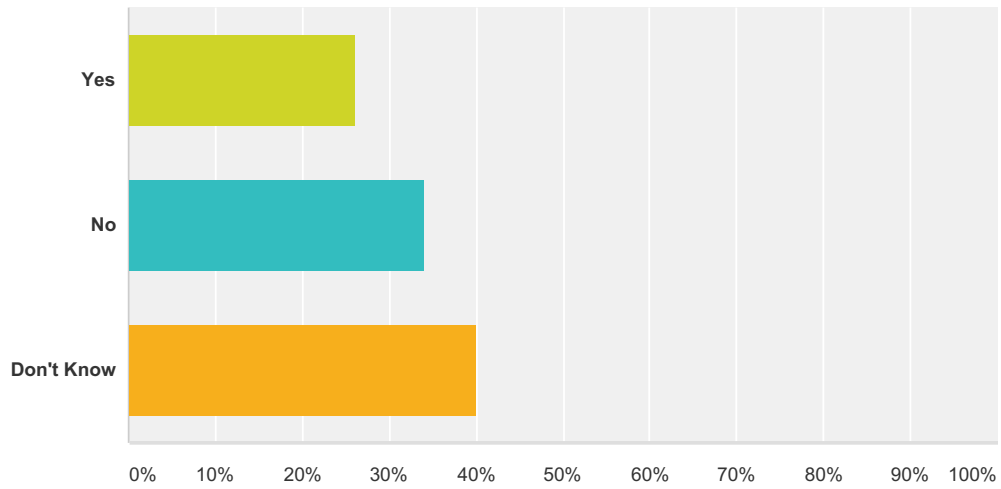
Answered: 50 Skipped: 0



| Answer Choices | Responses | |
|--|-----------|-----------|
| No, we do not carry Program Epinephrine (we may allow participants to carry their own) | 32.00% | 16 |
| Yes, we carry Program Epinephrine | 62.00% | 31 |
| We are considering carrying Program Epinephrine | 6.00% | 3 |
| Total | | 50 |

Q4 Does your State/Province have any law/regulations that allow laypersons to give Epinephrine?

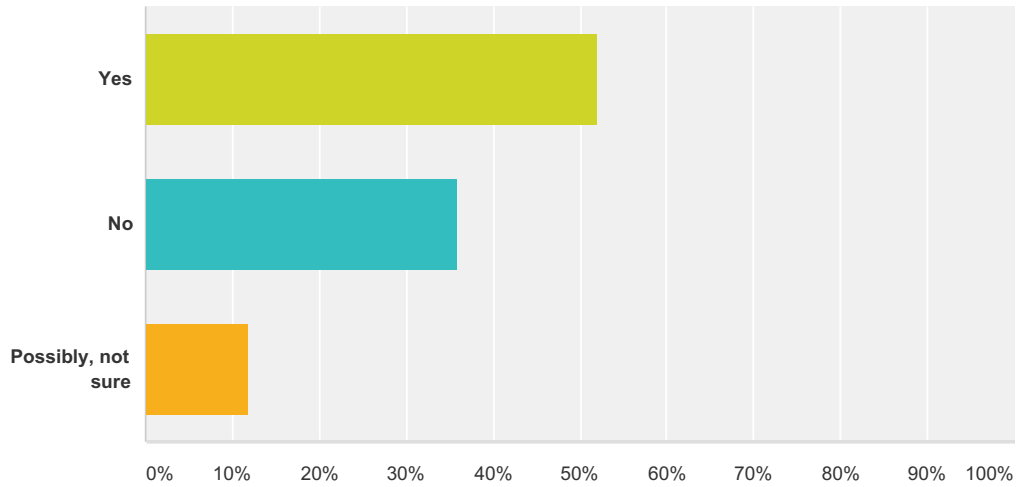
Answered: 50 Skipped: 0



| Answer Choices | Responses |
|----------------|-----------|
| Yes | 26.00% 13 |
| No | 34.00% 17 |
| Don't Know | 40.00% 20 |
| Total | 50 |

Q5 In the past 10 years, has your Program ever had a medical situation that potentially called for Epinephrine? (whether you carry it or not)

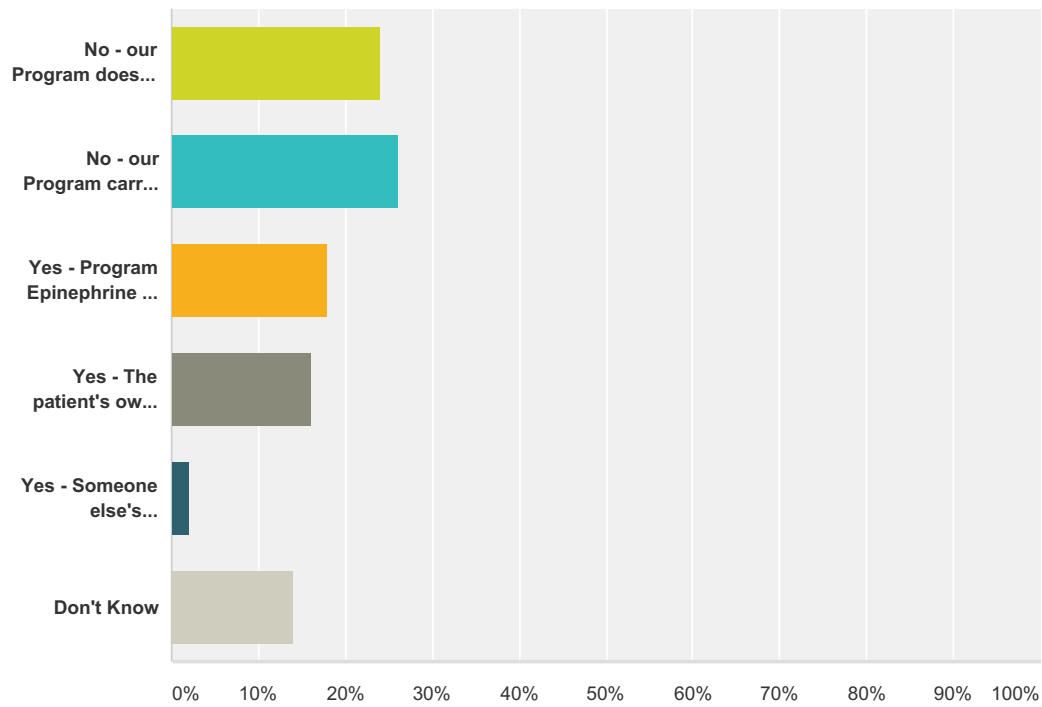
Answered: 50 Skipped: 0



| Answer Choices | Responses | |
|--------------------|-----------|-----------|
| Yes | 52.00% | 26 |
| No | 36.00% | 18 |
| Possibly, not sure | 12.00% | 6 |
| Total | | 50 |

Q6 In the past 10 years, has your Program ever administered Epinephrine?

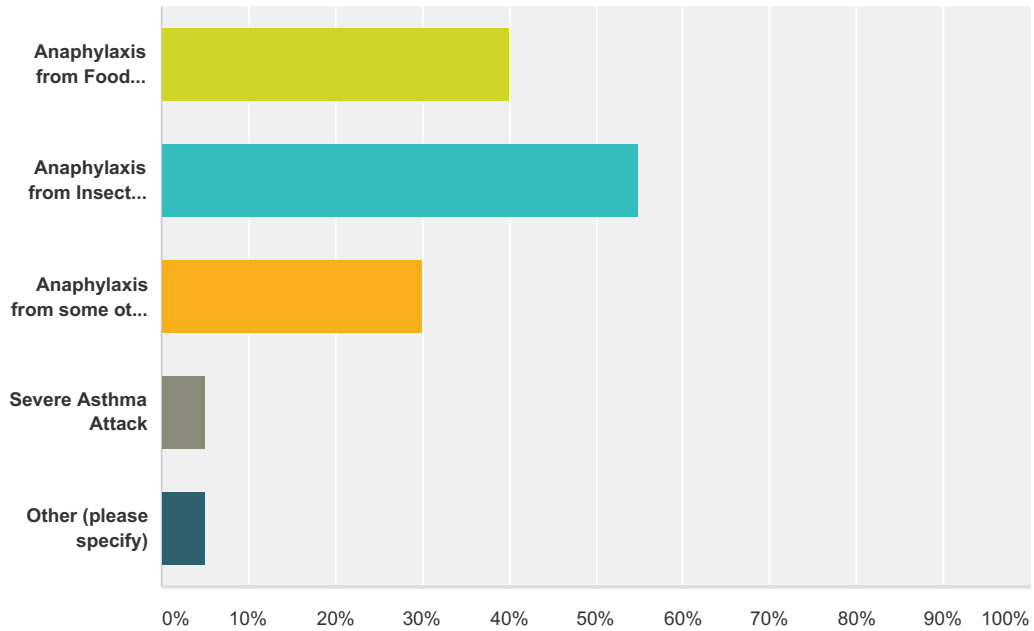
Answered: 50 Skipped: 0



| Answer Choices | Responses | Count |
|--|-----------|-----------|
| No - our Program doesn't carry Epinephrine | 24.00% | 12 |
| No - our Program carries Epinephrine but has not administered it | 26.00% | 13 |
| Yes - Program Epinephrine was administered | 18.00% | 9 |
| Yes - The patient's own Epinephrine was administered | 16.00% | 8 |
| Yes - Someone else's Epinephrine was administered to the patient | 2.00% | 1 |
| Don't Know | 14.00% | 7 |
| Total | | 50 |

Q7 In the past 10 years, if your Program has ever administered Epinephrine, what was the medical condition that required Epinephrine?

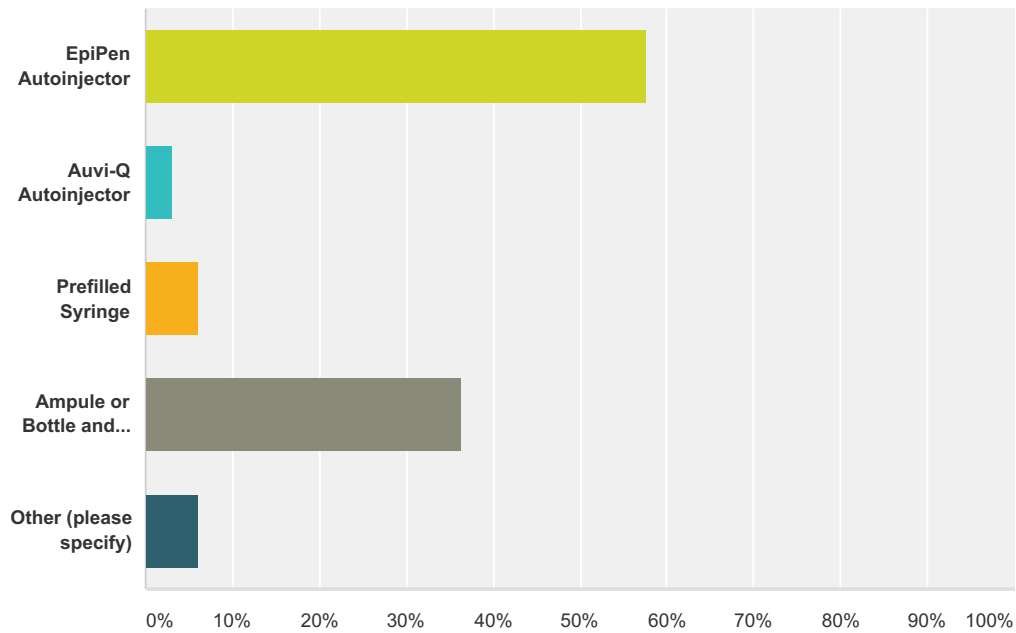
Answered: 20 Skipped: 30



| Answer Choices | Responses |
|---|-----------|
| Anaphylaxis from Food Allergy | 40.00% 8 |
| Anaphylaxis from Insect Bite | 55.00% 11 |
| Anaphylaxis from some other source (not food or insect) | 30.00% 6 |
| Severe Asthma Attack | 5.00% 1 |
| Other (please specify) | 5.00% 1 |
| Total Respondents: 20 | |

Q8 If you carry Epinephrine, what type do you carry? (select all that apply)

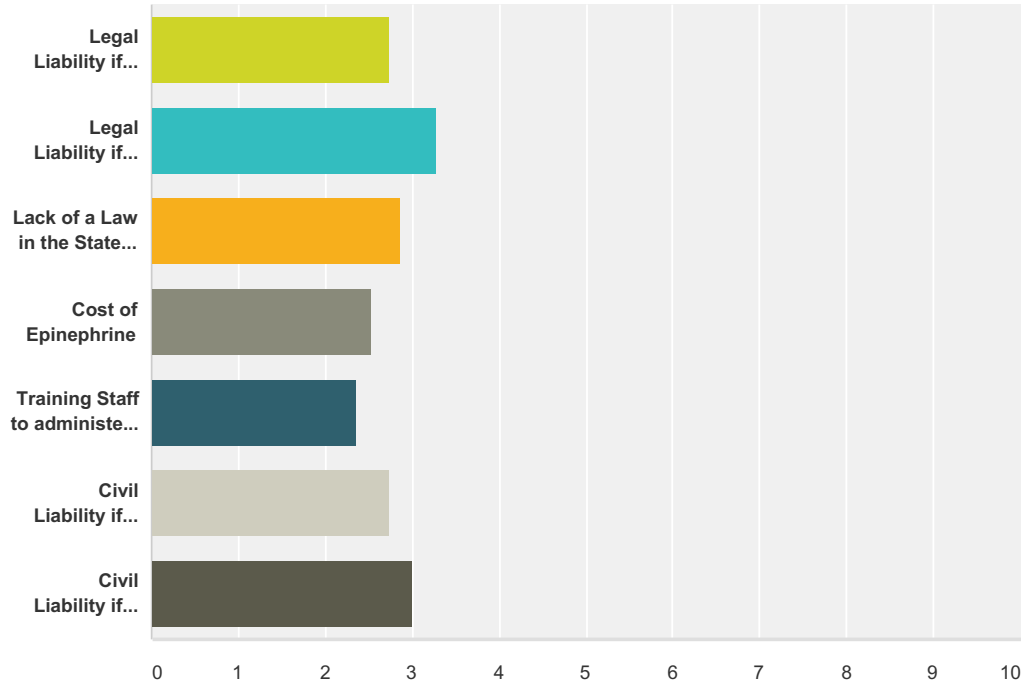
Answered: 33 Skipped: 17



| Answer Choices | Responses |
|--|-----------|
| EpiPen Autoinjector | 57.58% 19 |
| Auvi-Q Autoinjector | 3.03% 1 |
| Prefilled Syringe | 6.06% 2 |
| Ampule or Bottle and Syringe (drawn up on scene) | 36.36% 12 |
| Other (please specify) | 6.06% 2 |
| Total Respondents: 33 | |

Q9 What are your biggest concerns about using Epinephrine in your Program? (using it, not just carrying it)

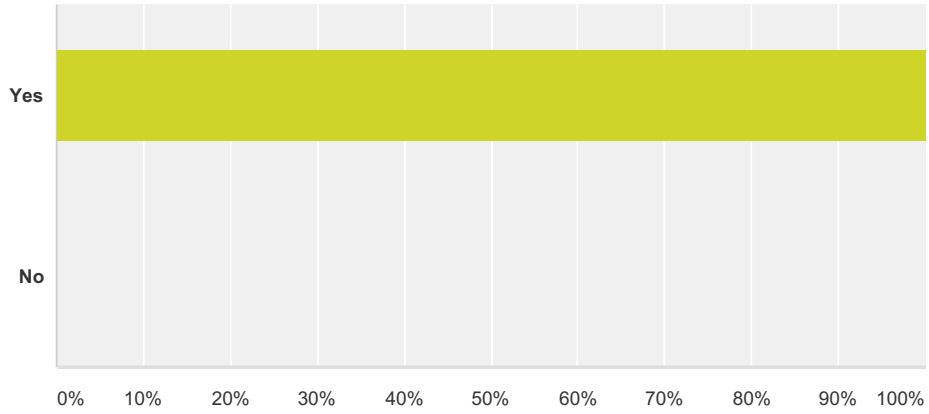
Answered: 50 Skipped: 0



| | Not Significant at all | Somewhat Significant | Moderately Significant | Very Significant | Total | Weighted Average |
|--|------------------------|----------------------|------------------------|------------------|-------|------------------|
| Legal Liability if we do administer Epinephrine | 20.41% 10 | 28.57% 14 | 28.57% 14 | 22.45% 11 | 49 | 2.73 |
| Legal Liability if we do NOT administer Epinephrine | 12.00% 6 | 12.00% 6 | 24.00% 12 | 52.00% 26 | 50 | 3.28 |
| Lack of a Law in the State allowing us to administer Epinephrine | 25.53% 12 | 14.89% 7 | 31.91% 15 | 27.66% 13 | 47 | 2.87 |
| Cost of Epinephrine | 34.69% 17 | 24.49% 12 | 28.57% 14 | 12.24% 6 | 49 | 2.53 |
| Training Staff to administer Epinephrine | 44.90% 22 | 32.65% 16 | 10.20% 5 | 12.24% 6 | 49 | 2.35 |
| Civil Liability if we do administer Epinephrine | 25.00% 12 | 25.00% 12 | 27.08% 13 | 22.92% 11 | 48 | 2.73 |
| Civil Liability if we do NOT administer Epinephrine | 14.29% 7 | 22.45% 11 | 26.53% 13 | 36.73% 18 | 49 | 3.00 |

Q10 Do you think that a layperson (with training) should be legally allowed to give Epinephrine in certain life or death situations?

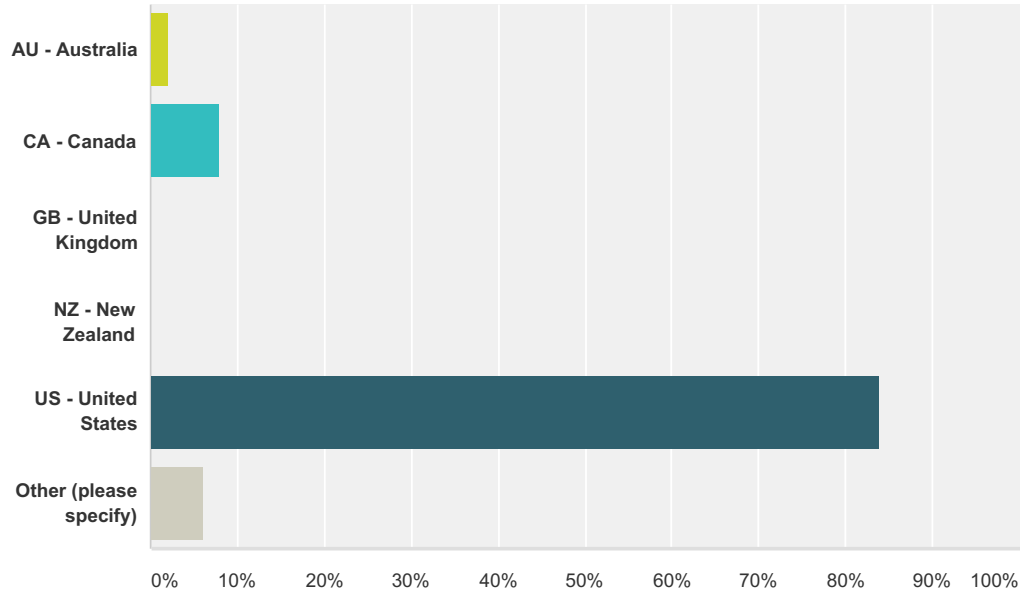
Answered: 50 Skipped: 0



| Answer Choices | Responses |
|----------------|------------|
| Yes | 100.00% 50 |
| No | 0.00% 0 |
| Total | 50 |

Q11 What Country is your Organization based in? (may be different from where you operate)

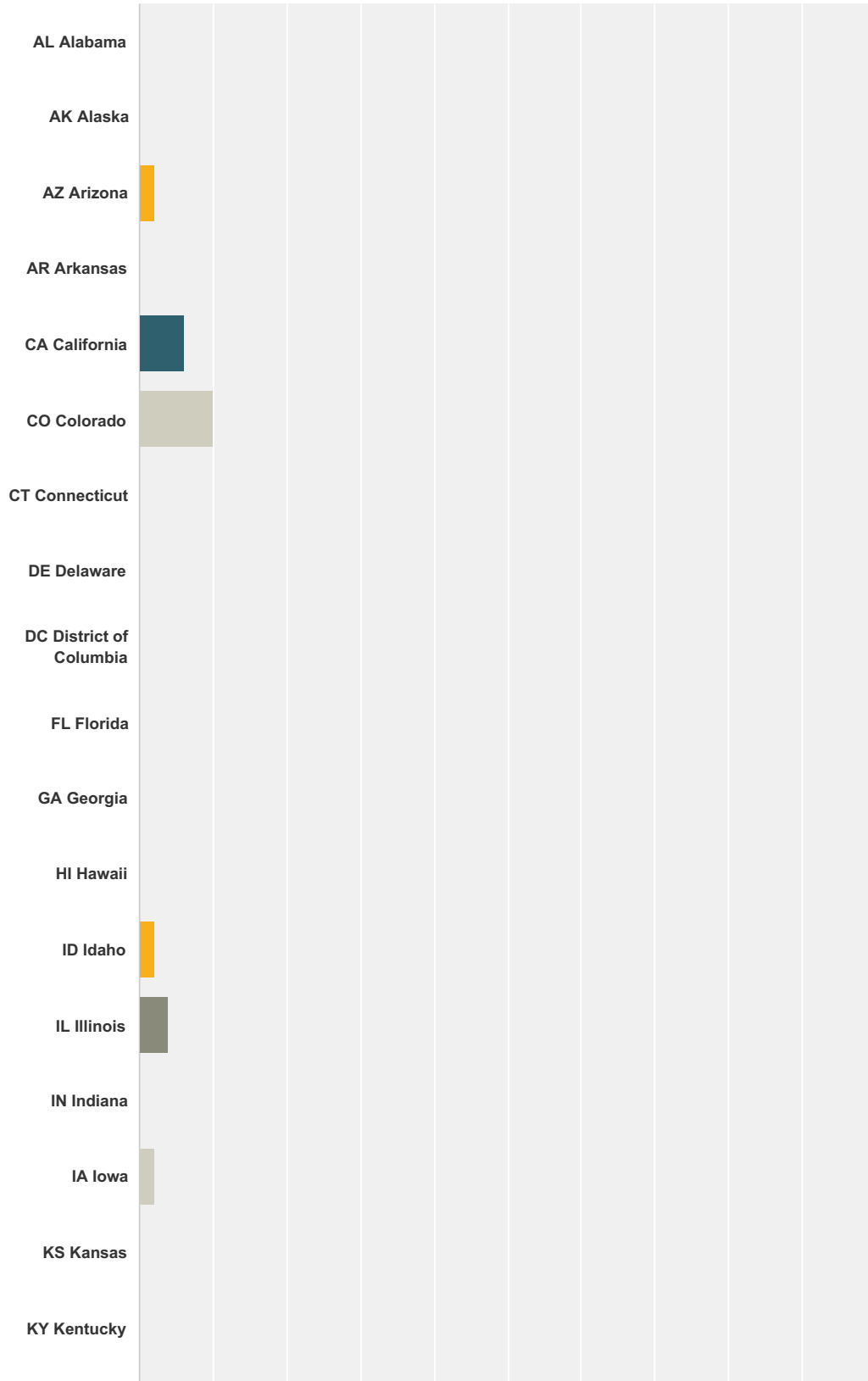
Answered: 50 Skipped: 0

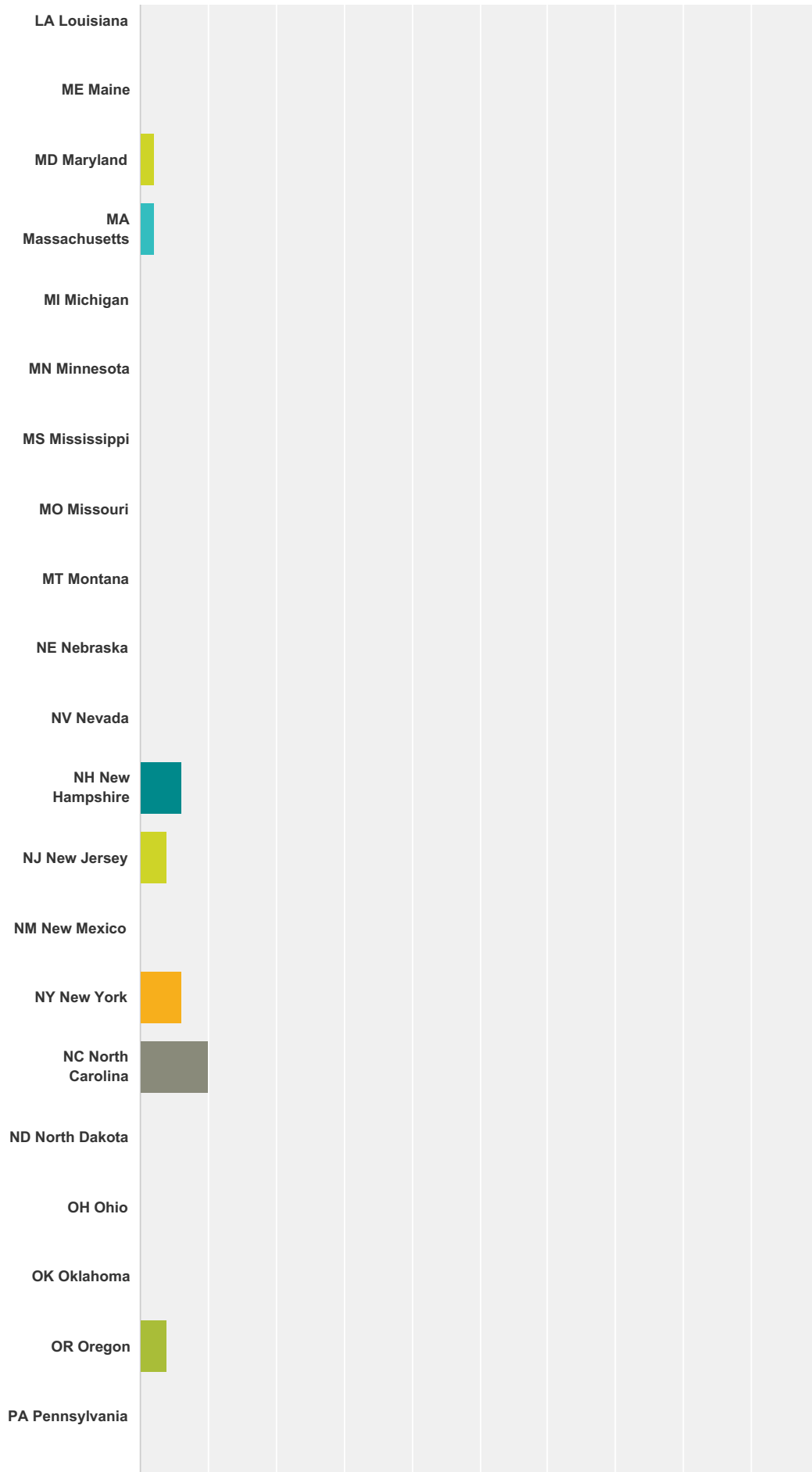


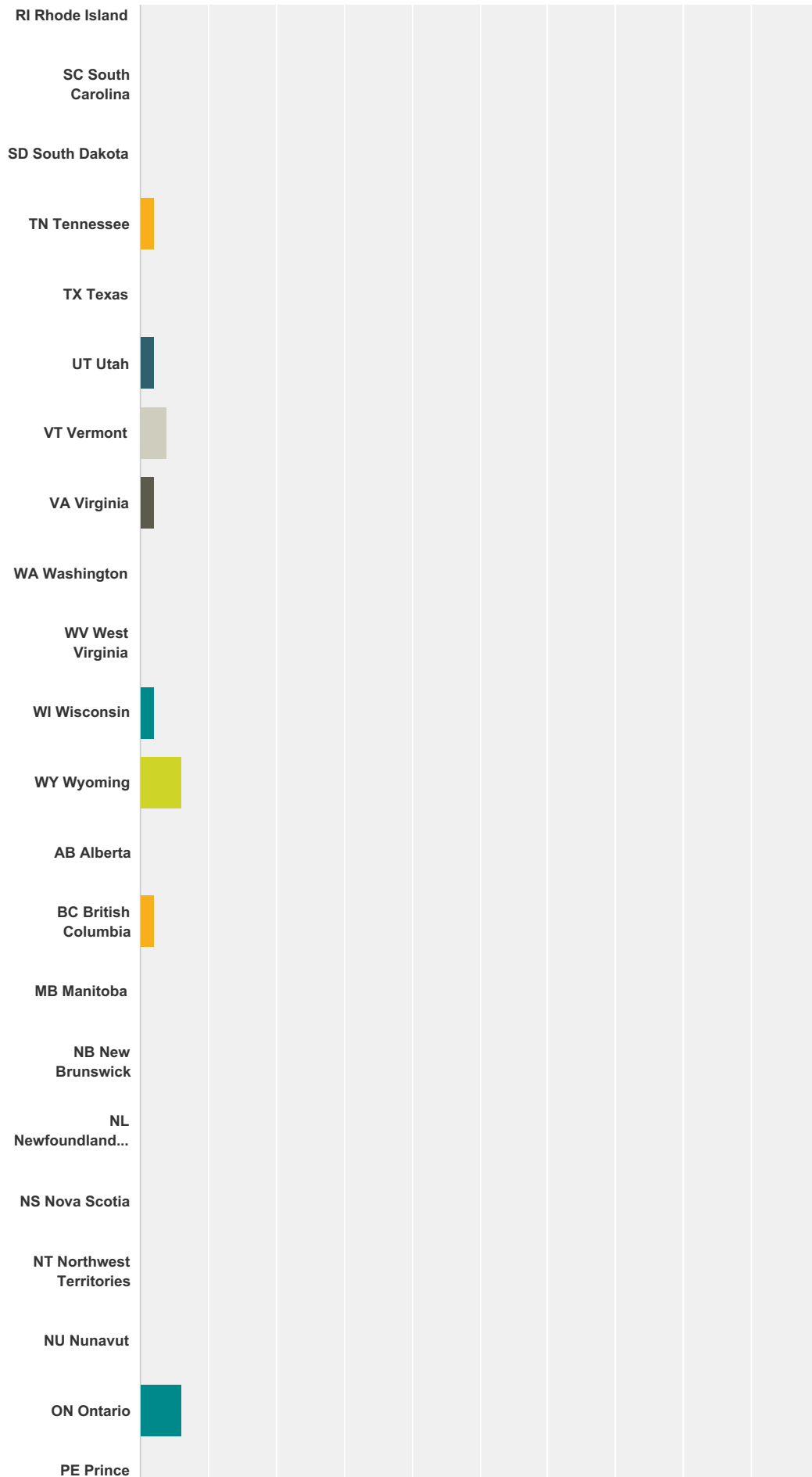
| Answer Choices | Responses |
|------------------------|-----------|
| AU - Australia | 2.00% 1 |
| CA - Canada | 8.00% 4 |
| GB - United Kingdom | 0.00% 0 |
| NZ - New Zealand | 0.00% 0 |
| US - United States | 84.00% 42 |
| Other (please specify) | 6.00% 3 |
| Total | 50 |

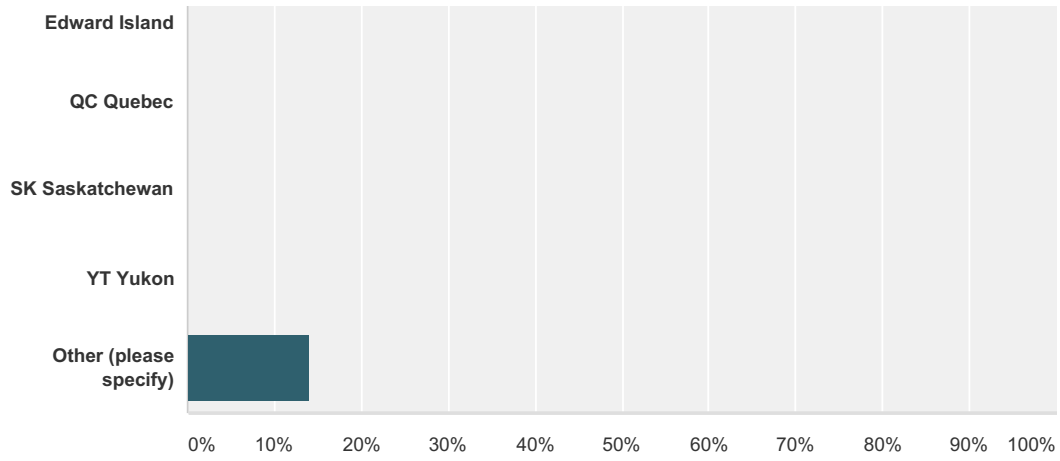
Q12 Select the State of Province where your Organization is located? (may be different from where you operate programs)

Answered: 50 Skipped: 0









| Answer Choices | Responses |
|-------------------------|-----------|
| AL Alabama | 0.00% 0 |
| AK Alaska | 0.00% 0 |
| AZ Arizona | 2.00% 1 |
| AR Arkansas | 0.00% 0 |
| CA California | 6.00% 3 |
| CO Colorado | 10.00% 5 |
| CT Connecticut | 0.00% 0 |
| DE Delaware | 0.00% 0 |
| DC District of Columbia | 0.00% 0 |
| FL Florida | 0.00% 0 |
| GA Georgia | 0.00% 0 |
| HI Hawaii | 0.00% 0 |
| ID Idaho | 2.00% 1 |
| IL Illinois | 4.00% 2 |
| IN Indiana | 0.00% 0 |
| IA Iowa | 2.00% 1 |
| KS Kansas | 0.00% 0 |
| KY Kentucky | 0.00% 0 |
| LA Louisiana | 0.00% 0 |
| ME Maine | 0.00% 0 |
| MD Maryland | 2.00% 1 |
| MA Massachusetts | 2.00% 1 |
| MI Michigan | 0.00% 0 |
| MN Minnesota | 0.00% 0 |

| | | |
|------------------------------|--------|---|
| MS Mississippi | 0.00% | 0 |
| MO Missouri | 0.00% | 0 |
| MT Montana | 0.00% | 0 |
| NE Nebraska | 0.00% | 0 |
| NV Nevada | 0.00% | 0 |
| NH New Hampshire | 6.00% | 3 |
| NJ New Jersey | 4.00% | 2 |
| NM New Mexico | 0.00% | 0 |
| NY New York | 6.00% | 3 |
| NC North Carolina | 10.00% | 5 |
| ND North Dakota | 0.00% | 0 |
| OH Ohio | 0.00% | 0 |
| OK Oklahoma | 0.00% | 0 |
| OR Oregon | 4.00% | 2 |
| PA Pennsylvania | 0.00% | 0 |
| RI Rhode Island | 0.00% | 0 |
| SC South Carolina | 0.00% | 0 |
| SD South Dakota | 0.00% | 0 |
| TN Tennessee | 2.00% | 1 |
| TX Texas | 0.00% | 0 |
| UT Utah | 2.00% | 1 |
| VT Vermont | 4.00% | 2 |
| VA Virginia | 2.00% | 1 |
| WA Washington | 0.00% | 0 |
| WV West Virginia | 0.00% | 0 |
| WI Wisconsin | 2.00% | 1 |
| WY Wyoming | 6.00% | 3 |
| AB Alberta | 0.00% | 0 |
| BC British Columbia | 2.00% | 1 |
| MB Manitoba | 0.00% | 0 |
| NB New Brunswick | 0.00% | 0 |
| NL Newfoundland and Labrador | 0.00% | 0 |
| NS Nova Scotia | 0.00% | 0 |
| NT Northwest Territories | 0.00% | 0 |

| | | |
|-------------------------|--------|-----------|
| NU Nunavut | 0.00% | 0 |
| ON Ontario | 6.00% | 3 |
| PE Prince Edward Island | 0.00% | 0 |
| QC Quebec | 0.00% | 0 |
| SK Saskatchewan | 0.00% | 0 |
| YT Yukon | 0.00% | 0 |
| Other (please specify) | 14.00% | 7 |
| Total | | 50 |

Q13 If you'd like to receive an email of the results, enter your email address.

Answered: 11 Skipped: 39